

DIE

# FLITZER ZEITUNG



PRICE: LESS

ELEVATION 4


1928

## DER SCHWARTZE SCHWAN SPOTTED



AT A PARTY CLOSE TO THE COLLEGE PARK AIRPORT. UNFORTUNATELY HE DISAPPERED IN HIS FLITZER BEFORE THE POLICE COULD CATCH HIM!

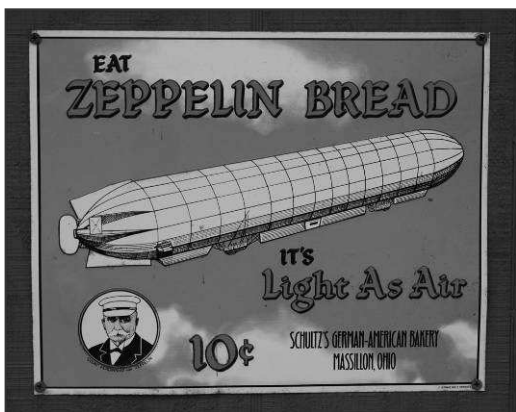
## WINGS AND RIBS! BBQ AT THE GOBLIN CAVE





## WHEN THE PAST MET THE FUTURE



THE OLDEST AND LATEST IN BIKE DESIGN. THE SMALL AND LARGE WHEEL ARE STILL IN USE JUST 180 YEARS BETWEEN AND A 180 DEGREE TURN AROUND!




## THE RACK!



THE UPPER AND LOWER WING RIBS ARE ALMOST COMPLETED. ONLY NEED TO FORM RIB NOSE AND CUT THE END. THE LOWER OUTER RIBS WERE SIMPLIFIED MORE LIKE THE UPPER RIBS.



## THE STAPLES!



I USED STAPLES TO CLAMP THE PLYWOOD TO THE RIBS. THE STAPLES WERE LATER REMOVED AFTER THE GLUE HAD DRIED. THE PROCESS WORKED FINE EVEN THOUGHT IT MAY TAKE SLIGHTLY LONGER TO MAKE. THE KEY THING WITH STAPLES WAS TO FIND ONE TYPE THAT WAS FLAT IN THE BOTTOM PART. MOST COMMERCIAL HAD A ANGLE AT THE END WHERE IT FIRST GOES INTO THE MATERIAL. THAT WORKS GREAT

FOR ANYTHING BUT RIBS SINCE THE ANGLE CUT STAPLES WILL ROTATE SLIGHTLY WHEN MOVING DOWN IN THE MATERIAL. I FOUND HOBBY STAPLES WORKED OK BUT THEY HAD A TENDENCY TO BREAK OFF WHILE REMOVING THEM. THE BEST STAPLE THAT I FOUND WAS STANLEY 8MM (5/26). THE STAPLE-GUN WAS MODIFIED WITH A FEW PIECES OF 1MM PLYWOOD SO THAT THE STAPLE DID NOT GO DOWN ALL THE WAY FOR AN EASY REMOVAL.



COLLAGE PARK AIRPORT 100YEAR ANNIVERSARY!  
1909 - 2009



THE REPRODUCTION 1909 MILITARY FLYER WAS UNVEILED AT THE 2009 COLLEGE PARK CENTENNIAL AIR FAIR ON AUGUST 29. THE AIRPLANE IS CONFIGURED EXACTLY AS WILBUR WRIGHT HAD THE ORIGINAL MILITARY FLYER OR MAYBE IT IS THE ORIGINAL MILITARY FLYER SINCE ALL THE IMPORTANT PERSONS WERE FLOWN IN FROM THE PAST!

